

Technical Data Sheet



Peter Kwasny GmbH, Heilbronner Str. 96
74831 Gundelsheim / Germany
Phone: +496269 95-0, Fax: +496269 95-80
www.spraymax.com / www.kwasny.com / info@kwasny.de

SprayMax® 1K Plastic adhesion promoter 400 ml Art. Nr. 680009



Product

Description / Purpose

Ideal adhesion promoter for subsequent coatings on most plastics.

Properties

- One light, thin, and even uniform spray
- Excellent adhesion properties
- Dries very quickly
- Maximum flexibility
- Maximum yield
- Colourless, with silver pigments
- Can be topcoated with any conventional filler and top coats, e.g. SprayMax® 1K Acrylic Filler, 2K Primer Filler, Plastic Colours, basecoats, 2K topcoats.

Material base

Chlorinated polyolefines

Colour

Light silver colour shade

VOC Value (EU)

769 g/l

Substrate

PP/EPDM, ABS, SAN, PC, PA, PUR-RIM,
R-TPU, PPO, PBT, PUR-flexible foam,
UP-GF plastics (cleaned and sanded).

The damaged area must be dry and free of grease and dust and all rust needs to be removed.

Surface must be free from parting agent.
It is recommended to temper surface.

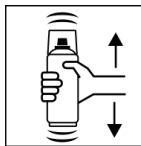
Processing

Protection measures




Wear personal protection equipment.
(respiratory mask/gloves/goggles)
For more information, see safety data sheet.

Shake



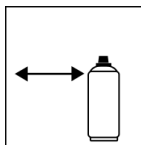
Shake can thoroughly for at least 2 minutes from
when the mixing balls are heard.

Spray to test



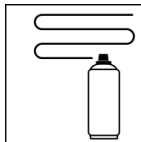
After shaking the can, test spray and check
compatibility with the surface and the colour.

Spraying distance




15 cm - 20 cm

Spray passes



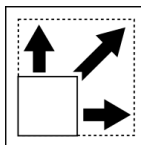
Dry film thickness 1 - 2 μm
(1 light spray coat)

Processing conditions



Optimum application at 18° C - 25° C and a relative
humidity from 40 - 60 %.

Coverage



approx. 6 - 8 m² at 2 μm dry film thickness

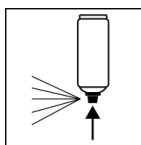
End flash-off time

Can be topcoated after 2 - 3 min / 20° C airdrying.

Continue

Can be topcoated with all conventional primers and
topcoats.


Finish



After painting, turn the can upside down and spray
the valve until empty.

Additional Information

Shelf Life



60 months

The usage period refers to an unused can that is stored correctly at a temperature of 15 - 25° C and a relative humidity below 60%. The can must be stored and transported in an upright position in a dry place where it is protected against chemical and mechanical influences. The safety information on the can and all statutory provisions applicable for the storage site must be observed.

Disposal



The completely emptied spray cans must be disposed of in the recycling system. Cans with hardened material must be disposed of as special waste.

Note

For professional use only.

Identification, see safety data sheet.

The contents in this technical data sheet were created with great care and reflect our current state of knowledge. They provide the user with application-specific information and do not promise certain properties. The information is non-binding and we accept no liability for its integrity, accuracy and completeness. They do not relieve the user of their duty to check the suitability of our product for the intended purpose. The warnings printed on our labels must be respected. Our brands and patents are protected by copyright. All rights reserved We reserve the right to update, amend or supplement the content of the information without prior notice.