

# Technical Data Sheet



Peter Kwasny GmbH, Heilbronner Str. 96  
74831 Gundelsheim / Germany  
Phone: +496269 95-0, Fax: +496269 95-80  
www.spraymax.com / www.kwasny.com / info@kwasny.de

## SprayMax® 1K Rapid-Epoxy Primer grey 400 ml Art. Nr. 680299



### Product

#### Description / Purpose

Universal 1K rapid epoxy primer with excellent adhesion and corrosion protection properties and also for insulating sanded-through areas.

#### Properties

- Insulating effect against moisture.
- Very fast drying, can be sanded immediately
- Can be topcoated with all conventional topcoats
- Wet-on-wet application under filler
- Temperature-resistant 95°

#### Material base

One-component epoxy resins

#### Colour

Grey

#### Gloss level

matt

#### VOC Value (EU)

691 g/l

### Substrate

Steel (cleaned and sanded)  
Stainless steel  
(cleaned, sanded, acid treated, sandblasted)  
Galvanised steel (hot-galvanised, strip galvanised and electro-galvanised cleaned and sanded)  
Aluminium, soft aluminium, anodised aluminium  
(cleaned and sanded)  
Brass (cleaned and sanded)

Various Plastics (cleaned and sanded)  
 Check compatibility and adhesion first on an unobtrusive area. If necessary prime with a suitable Plastic Adhesion Promotor.  
 Not suitable for Substrates of Polyvinyl Chloride (PVC), Polystyrene (PS), Polyethylene (PE), Polypropylene (PP) and Blends thereof (E.g. PP/EPDM)  
 Polyester surfaces (cleaned and sanded)  
 E-coat (cleaned and sanded)  
 Old paint and factory paint (cleaned and sanded)  
 The damaged area must be dry and free of grease and dust and all rust needs to be removed.

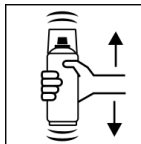
## Processing

### Protection measures



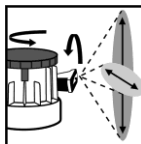
Wear personal protection equipment.  
 (respiratory mask/gloves/goggles)  
 For more information, see safety data sheet.

### Shake




Shake can thoroughly for at least 2 minutes from when the mixing balls are heard.

### Adjustable Nozzle



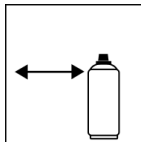
Set the variable spray nozzle to the size and pattern of the damage.

### Spray to test



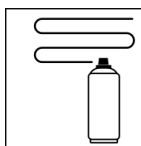
After shaking the can, test spray and check compatibility with the surface and the colour.

### Spraying distance



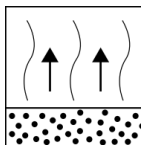
15 cm - 20 cm

### Spray passes



Dry film thickness 30 µm  
 (approx. 2 spray coats)

### Flash-off time



Flash time:  
 approx. 3 - 5 min between each spray coat

## Processing conditions



Optimum application at 18° C - 25° C and a relative humidity from 40 - 60 %.

## Drying



TG1 dust dry: 6 min

Ready for sanding: approx. 20 min

The stated values refer to the above mentioned processing conditions. The level of dryness is determined pursuant to DIN 53150.



IR: 5 - 8 min.

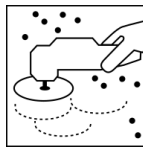
Observe equipment description

## Continue

Can be topcoated with all conventional 1K or 2K top coats, and solvent and waterborne paints.

Can be topcoated wet-on-wet with with filler.

Can be topcoated with 2K PE spray filler.

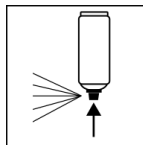


dry sanding with P 350 - P 500



wet sanding with P 400 - P 500

## Finish



After painting, turn the can upside down and spray the valve until empty.

## Additional Information

### Important Information

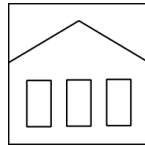


Avoid bumps, friction and impact.

Due to the multitude of different types of plastic in the market the compatibility with the substrate should be tested in advance for each individual case.

Not suitable for substrates made from polystyrene.

## Shelf Life



60 months

The usage period refers to an unused can that is stored correctly at a temperature of 15 - 25° C and a relative humidity below 60%. The can must be stored and transported in an upright position in a dry place where it is protected against chemical and mechanical influences. The safety information on the can and all statutory provisions applicable for the storage site must be observed.

## Disposal



The completely emptied spray cans must be disposed of in the recycling system. Cans with hardened material must be disposed of as special waste.

## Note

For professional use only.

Identification, see safety data sheet.

The contents in this technical data sheet were created with great care and reflect our current state of knowledge. They provide the user with application-specific information and do not promise certain properties. The information is non-binding and we accept no liability for its integrity, accuracy and completeness. They do not relieve the user of their duty to check the suitability of our product for the intended purpose. The warnings printed on our labels must be respected. Our brands and patents are protected by copyright. All rights reserved We reserve the right to update, amend or supplement the content of the information without prior notice.